

Play value

It was not Captain Nemo's submarine, but the spiral-shaped snail-shell of nautilus pompilius, a cephalopod, similar to an ammonite, which inspired the designer to this special way of conveying water. When the big disc is turned, the conveyor snail starts taking in water and let it run off through the central hub. The maximum conveying height corresponds to the radius of the wheel. The Nautilus Snail is a very attractive water supply for water play systems and demands physical effort.



Order No. 5.42050 Nautilus Snail with Impulse Gutter



Photo © Daniel Perales



© Richter Spielgeräte GmbH 11/22



Order No. 5.42050 Nautilus Snail with Impulse Gutter

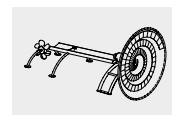
**Nautilus Snail with Impulse Gutter and Scooping Wheel
Nautilus Snail**

Recommended for

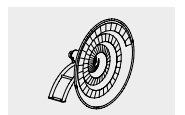
- School children
- Young people
- Public play areas without supervision, such as playgrounds, parks or similar
- Swimming pools without supervision, such as outdoor pools, adventure pools or similar
- Water play areas with and without supervision
- Leisure parks

Fundamental characteristics

- High-quality design
- Space-saving type of conveyor screw
- Incentive for playing: big wheel
- Movement: physical effort



5.42050

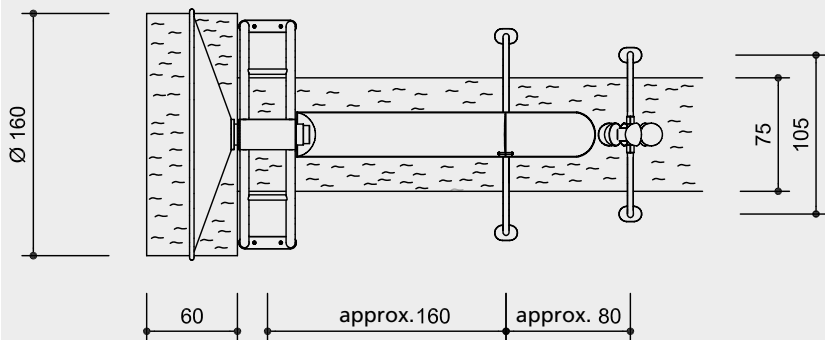
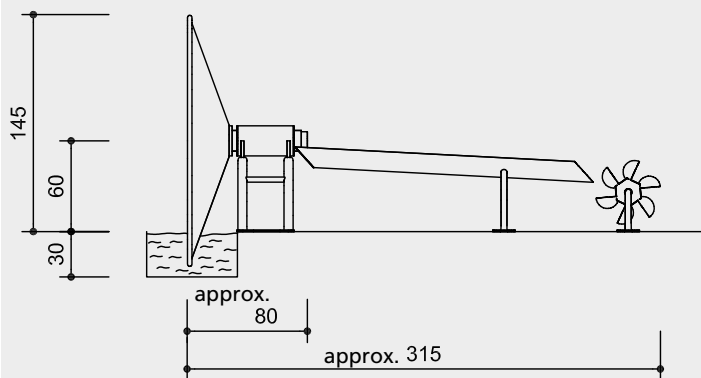


5.42060

Design M. Rohrbach / J. O. Gaier

Order No. 5.42050
Nautilus Snail
with Impulse Gutter and Scooping Wheel

Safety distance 
 Device dimensions 
 Functional distance 



Scale 1:50

Safety check according to DIN EN 1176

Components

- Order No. 5.42050**
 1 Nautilus Snail
 1 Rack
 1 Impulse Gutter
 1 Small Scooping Wheel,
Order No. 5.15910

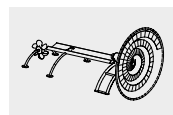
- Order No. 5.42060**
 1 Nautilus Snail

Installation information

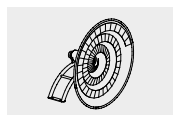
- Surfacing requirements
 no fall height according to standard
- For a proper function a water depth of at least 30 cm is required. In order to make sure that the Nautilus Snail conveys enough water, it should go approx. 20 cm deep into the water.
 - Water supply, scooping and collecting basin need to be provided for by customer.

Foundations
 Depending on overall installation

Attention:
Exact measurements may vary;
for all installation dimensions refer
to current assembly instructions.
 Technical changes reserved.
For use in aggressive environments
such as salt or chlorine water, the
equipment is also available in marine
grade steel (V4A).



5.42050



5.42060

Technical information

Equipment made of stainless steel,
 glass bead blasted

Ground anchor

All parts used for anchoring to the
 ground are made of hot-dip galvanised
 steel or stainless steel



Roller bearings

High-quality roller bearings made
 of chrome steel or stainless steel for
 rotating elements, easy to maintain and
 exchange, sealed



**For more detailed explanation of the
 quality characteristics see price list.**

Order No. 5.42050

Impulse gutter made of stainless steel
 metal sheet, thickness 2 mm, with grip-
 friendly rim

Locking element of rubber

Order No. 5.15910
Small Scooping Wheel

Thickness of metal sheet 3 mm
 diameter of hemisphere 150 mm

Dimensions
 (small deviations possible)

Order No. 5.42050
Nautilus Snail

Height	1.45 m
Length	3.15 m
Diameter	1.60 m
Weight	175 kg

Order No. 5.42060
Nautilus Snail

Height	1.45 m
Length	0.80 m
Diameter	1.60 m
Weight	110 kg